


MD127 FG

Pitch:	12.7 mm
Belt Surface:	Open, Smooth Surface
Minimum Width:	152.4 mm
Open Area (%):	%20. (Biggest opening 3x6 mm)
Flight:	Yes (T25, T50)
Sidewall:	No
Rod:	Ø4.6 mm
Approved:	FDA and EU
Curve:	No
Color:	Additional colors available
Cleanability:	Excellent
Belt Width:	9 mm



Product Features and Functional Benefits

- Belt provides optimal open area for drainage and airflow.
- Less friction and product contact for easy cooking, cooling and freezing of products.
- Reduced dirt and oxide build due to self cleaning surface.

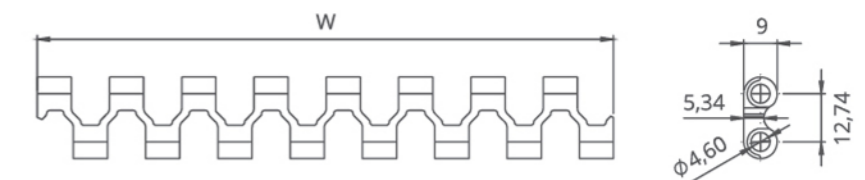
MD127 FG / Technical Information

BELT MATERIAL	BELT STRENGTH				TEMPERATURE		BELT WEIGHT Kg/m ²
	Straight		Kavisli		C(min.)	C(max.)	
	Kg/m	N/m	Kg/m	N/m			
Polypropylene	858	8580	-	-	+5	+90	4.20
Polyethylene	780	7800	-	-	-73	+66	4.80
Acetal	1274	12740	-	-	-43	+110	6.20

- Belt strength and temperature values are maximum on the table.

MD127 C / Standard Belt Widths

BELT SERIES	WIDTH (W)				Belt Width Tolerance (max.)
	PP-PE		POM		
	(mm)	(inch)	(mm)	(inch)	
MD127 FG	152,4	6"	152,4	6"	± 0,5 mm
MD127 FG	228,6	9"	228,6	9"	± 2 mm
MD127 FG	304,8	12"	304,8	12"	± 2 mm
MD127 FG	381	15"	381	15"	± 3 mm
MD127 FG	457,2	18"	457,2	18"	± 3 mm
MD127 FG	533,4	21"	533,4	21"	± 3 mm
MD127 FG	609,6	24"	609,6	24"	± 3 mm
MD127 FG	685,8	27"	685,8	27"	± 3 mm
MD127 FG	762	30"	762	30"	± 4 mm
MD127 FG	838,2	33"	838,2	33"	± 4 mm
MD127 FG	914,4	36"	914,4	36"	± 4 mm
MD127 FG	990,6	39"	990,6	39"	± 4 mm
MD127 FG	1066,8	42"	1066,8	42"	± 4 mm
MD127 FG	1143	45"	1143	45"	± 4 mm



- Standard belt increments 76.2 mm.
- Non standard belt increments 19 mm.
- Please contact with customer service for precise belt measurements.

MD127 FG

Modüler Bant Serisi

• Bakery Applications

Divider, Oven Infeed - Outfeed, Cooling Lines, Coating Lines, Glazing Lines

• Poultry Applications

Breeding Lines and Grading Lines

• Seafood Applications

Breeding Lines, Grading Lines and Weighing Lines

• Snack Food Applications

Cooling Lines

• Fruits and Vegetables Applications

Draining, Sterilization, Conveyance

• Automotive Applications

Car Part Manufacturing

• Tire Manufacturing Applications


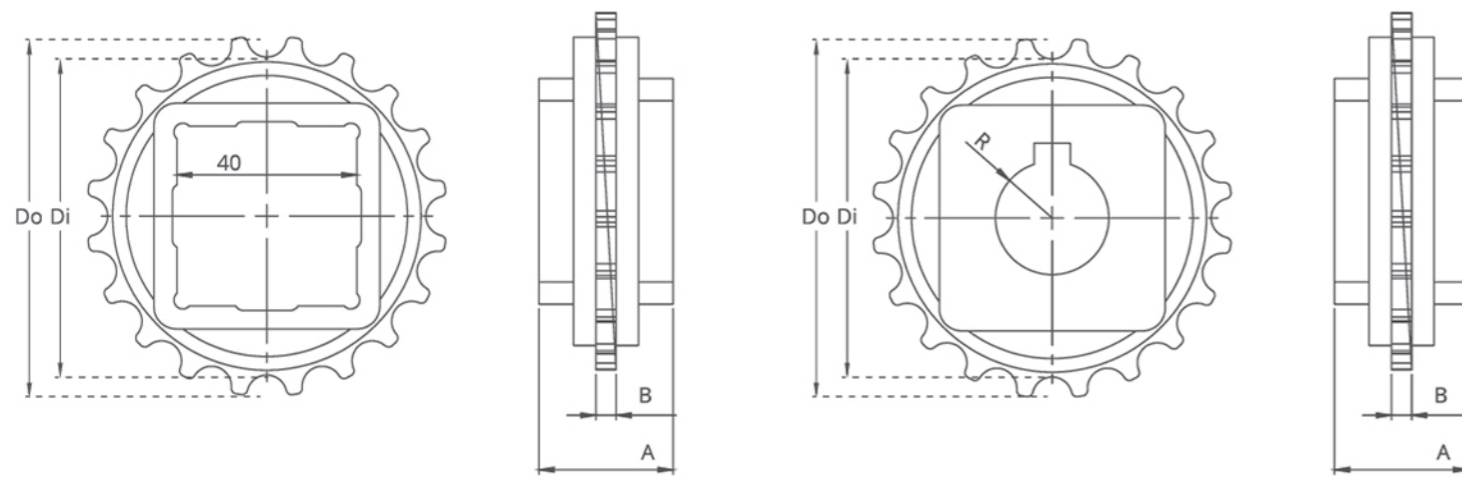

Marking, Cooling Lines

• Packaging Applications

Check Weighers, Filling, Palletizing - Depalletizing, Box Transfer

MD127 Series Sprockets and Technical Specifications

MD127 Series Accessories and Technical Specifications





MD127 Series / Standard Sprockets Dimensions

NO. TEETH	Di	Do	B	A	Square Bore (Q)	Round Bore (R)	PRODUCT CODE	
							Square Type (Q)	Round Type (R)
Z20	72.5 mm	81.0 mm	4.6 mm	30.3 mm	40.0 mm	25.0 / 30.0	MD127SQZ20*PA	MD127SRZ20*PA
Z24	98.0 mm	87.0 mm	4.6 mm	30.3 mm	40.0 mm	25.0 / 30.0	MD127SQZ24*PA	MD127SRZ24*PA
Z30	114.0 mm	122.0 mm	4.6 mm	30.3 mm	40.0 mm	25.0 / 30.0	MD127SQZ30*PA	MD127SRZ30*PA
Z36	144.0 mm	149.0 mm	4.6 mm	30.3 mm	40.0 mm	25.0 / 30.0	MD127SQZ36*PA	MD127SRZ36*PA

*Other sprockets and hub sizes are manufactured up to request.
 *POM (Acetal) and PP (Polypropylene) sprockets raw material is available on request.

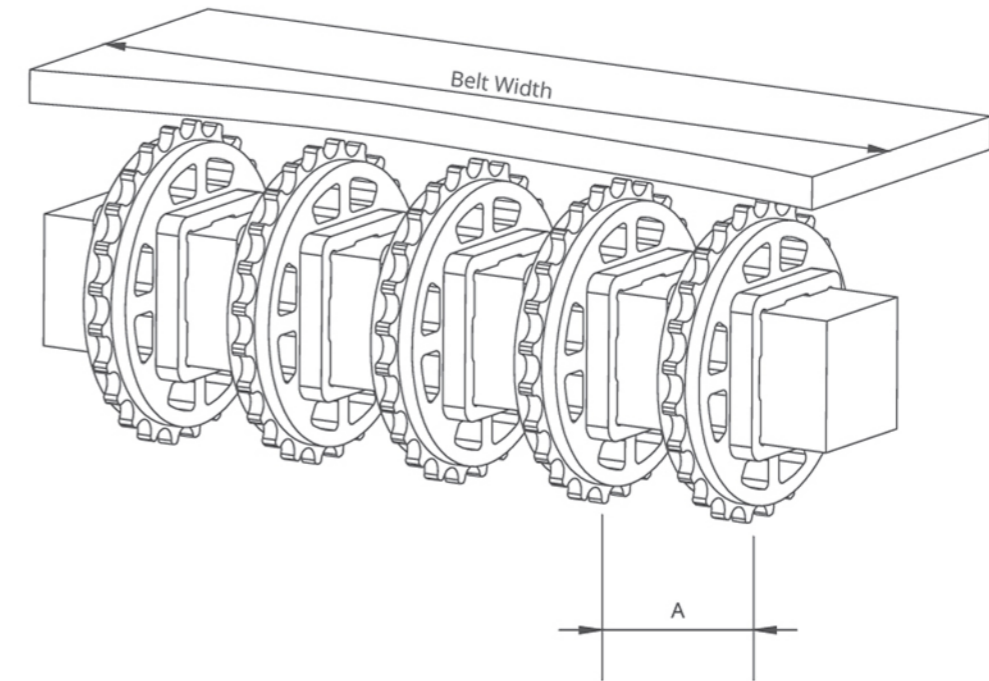
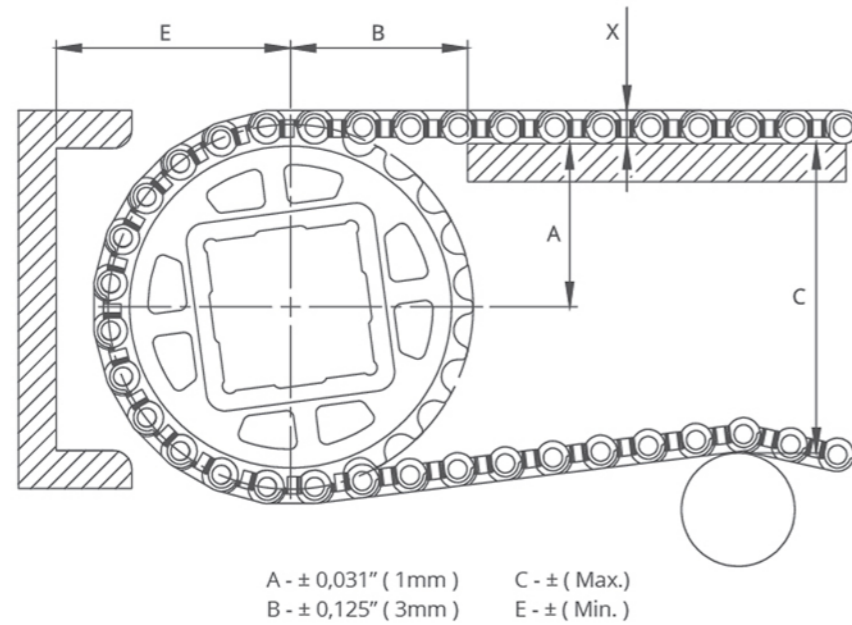
* Additional flight dimensions are available up to 50 mm.



MD127 Series / Flight Technical Specifications

Possible Flight Indets for 12,7 mm Series	Z	
	(mm)	(inch)
Standart, no module cutting	19	0,75
Standart, no module cutting	38	1,50
Standart, no module cutting	57	2,24
Standart, no module cutting	76	2,99

*Non-standard flight indent is on request.



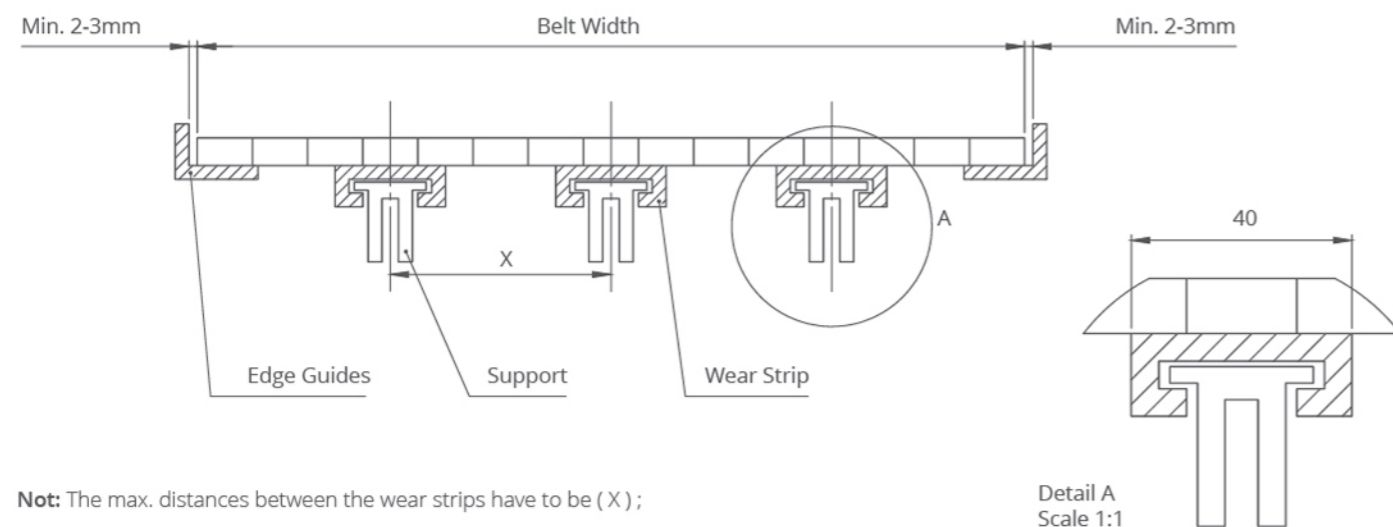
MD127 Series / Conveyor Frame Dimensions

Sprockets Description			A		B		C		E		X	
Pitch Diameter		No.Teeth	Range (Bottom to Top)		In.	mm	In.	mm	In.	mm	In.	mm
In.	mm		In.	mm								
MD127 C, MD127 FG, MD127 C-W, MD127 FG-W												
3,07	78	20	1,42	36	1,67	42,5	2,76	70	2,17	55	0,35	9
3,66	93	24	1,73	44	1,85	47	3,23	82	2,48	63	0,35	9
4,65	118	30	2,20	56	2,11	53,5	4,02	102	2,95	75	0,35	9

MD127 Series / Sprockets Arrangement

Standard Belt Width		Number of sprockets per shaft		A (mm/inch)	
mm	inch	Drive Shaft	Return Shaft	Min.	Max.
152,4	6	2	2	50/2	100/4
228,6	9	3	2	50/2	100/4
304,8	12	3	2	50/2	100/4
381	15	4	3	50/2	100/4
457,2	18	4	3	50/2	100/4
533,4	21	5	3	50/2	100/4
609,6	24	5	3	50/2	100/4
685,8	27	6	4	50/2	100/4
762	30	7	4	50/2	100/4
838,2	33	7	4	50/2	100/4
914,4	36	7	4	50/2	100/4
990,6	39	8	5	50/2	100/4
1066,8	42	9	6	50/2	100/4
1143	45	9	6	50/2	100/4
1219,2	48	10	7	50/2	100/4
1295,4	51	11	7	50/2	100/4
1371,6	54	11	7	50/2	100/4
1447,8	57	11	7	50/2	100/4
1524	60	11	7	50/2	100/4
1600,2	63	12	7	50/2	100/4
1676,4	66	12	7	50/2	100/4
1752,6	69	12	7	50/2	100/4
1828,8	72	13	8	50/2	100/4
1905	75	13	8	50/2	100/4
1981,2	78	13	8	50/2	100/4
2057,4	81	14	8	50/2	100/4

MD127 Series / Slider Support System For Straight Running Belts



Not: The max. distances between the wear strips have to be (X);

125 mm for 2" belts
80 mm for 1" / 0.5" belts

Note: Number of sprockets depends on the belt load.